

Contact Information

Company	Project
Name, first name	Tel.
Email	

Parent roll

min. web width B_{min}	mm	max. web width B_{max}	mm
min. material tension	N	max. material tension	N
min. tension per mm web width	N/mm	max. tension per mm web width	N/mm
material		material speed	m/Min

Measuring roller

Insta. dim., overall length L_G	mm	effective roller width B_M	mm
-----------------------------------	----	------------------------------	----

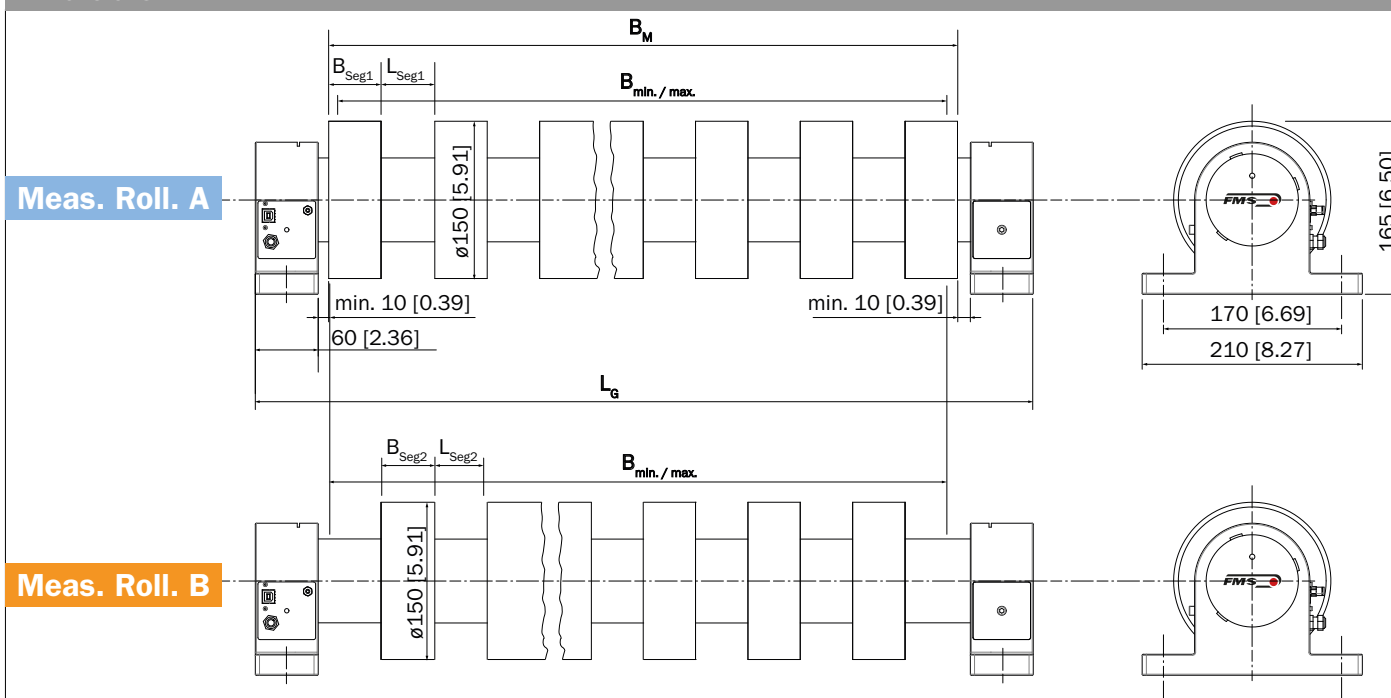
Specifications web sections A

min. slitting width B_W	mm	max. slitting width B_W	mm
min. no. of web sections	pcs.	max. no. of web sections	pcs.

Specifications web sections B

min. slitting width B_W	mm	max. slitting width B_W	mm
min. no. of web sections	pcs.	max. no. of web sections	pcs.

Dimensions



Related Products

Data display	Gateway	Cables	Connectors	Nuts & Bolts
--------------	---------	--------	------------	--------------

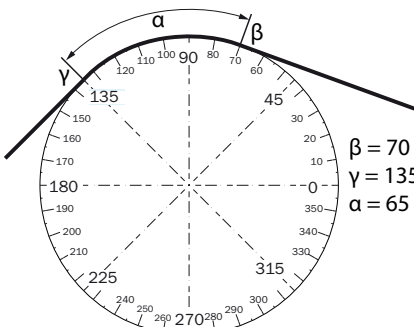
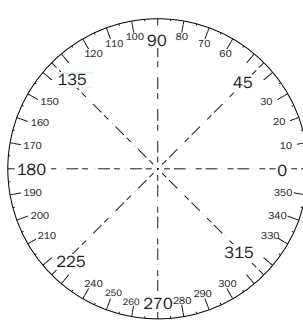
Contact Information

Company	Project
Name, first name	Tel.
Email	

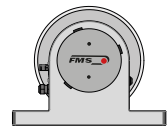
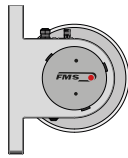
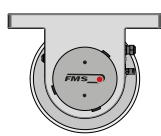
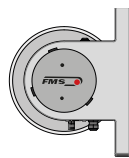
Information concerning measuring roller A

Web path	
wrap angle α °	entry angle β °
exit angle γ °	

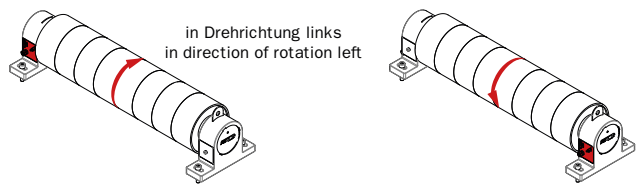
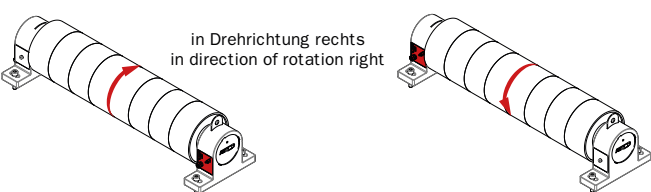
Installation (Please provide a sketch of the web path including entry and exit angle, if possible.)

Example	Your sketch
	

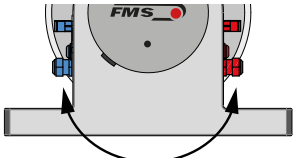
Bracket type P „pillow block“: Orientation

			
PS - South	PW - West	PN - North	PO - East

Connector side

Connectors left (dir. of rot. red arrow)	Connectors right (dir. of rot. red arrow)
	

The connection side is independent of the orientation of the brackets

<p>Depending on the wrap angle, the connections can also be opposite the position shown above. (blue or red position in the picture on the right).</p>	
--	--

Measuring roller

roller material	roller surface
-----------------	----------------

Contact Information

Company	Project
Name, first name	Tel.
Email	

Information concerning measuring roller B

Web path	
wrap angle α °	entry angle β °
exit angle γ °	

Installation (Please provide a sketch of the web path including entry and exit angle, if possible.)

<p>Example</p> <p>$\beta = 70$ $\gamma = 135$ $\alpha = 65$</p>	<p>Your sketch</p>
---	---------------------------

Bracket type P „pillow block“: Orientation

PS - South	PW - West	PN - North	PO - East

Connector side

<p>Connectors left (dir. of rot. red arrow)</p> <p>in Drehrichtung links in direction of rotation left</p>	<p>Connectors right (dir. of rot. red arrow)</p> <p>in Drehrichtung rechts in direction of rotation right</p>
--	---

The connection side is independent of the orientation of the brackets

<p>Depending on the wrap angle, the connections can also be opposite the position shown above. (blue or red position in the picture on the right).</p>	
--	--

Measuring roller

roller material	roller surface
-----------------	----------------