

# Data Acquisition Form

Force sensors for DEAD SHAFT rolls



## Contact Information

Company	Project
Name, first name	Tel.
Email	

## Process Data

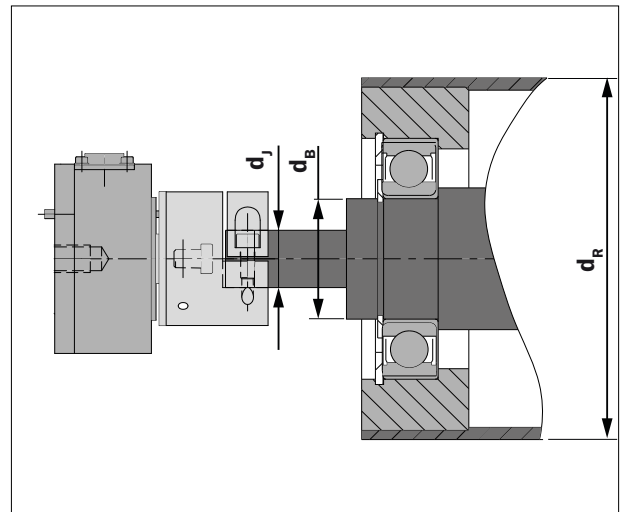
Min. material tension	N	Max. material tension	N
Tension / mm web width	N	Roller weight	N
Web width B	mm	Rotation speed roll	rpm
Journal / shaft diameter $d_j$	mm	Roll diameter $d_R$	mm
Wrap angle $\alpha$	°	Entry angle $\beta$	°
Exit angle $\gamma$	°	Material speed	m/Min
No. of force sensors		Material	
		Inner- $\phi$ bearing $d_B$	mm

## Options (depending on force sensor series and size)

H14	right-angle connector, replaces straight connector
H16	temperature range up to 120°C (248°F)
H21	electrical connection with PG gland, 5 m (16 ft.) cable
H29	aggressive media (acids)
H30	aggressive media (solvents, hydrocarbons), silicone free
H31	vacuum to 1E-7 hPa , 1E-5 Torr, up to 120°C (248°F)
H32	vacuum up to 150°C (302°F), pg-gland, 5 m (16 ft.) cable
H33	temp. up to 150°C (302°F), pg-gland, 5 m (16 ft.) cable

## Installation Options (CA-Series)

FL	flat face of force sensor, without shoulder, single screw mount, with dowel pin
PH	Flange mount with 4 screws, pilot hole for centering

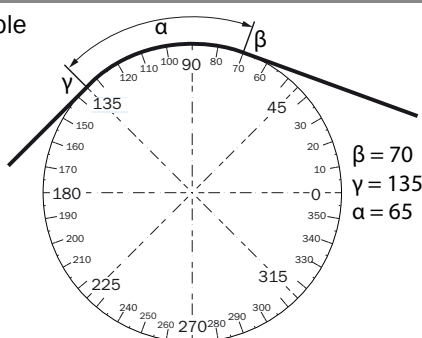


## Force Sensor Series Preferences

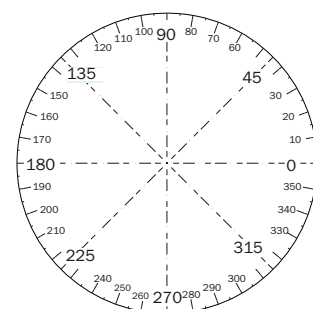
CA-Series	FA-Series	AA-Series
-----------	-----------	-----------

## Installation (Please provide a sketch of the web path including entry and exit angle, if possible)

Example



Your sketch



## Related Products

Install. bracket	Amplifiers	Cables	Connectors	Nuts & Bolts
------------------	------------	--------	------------	--------------